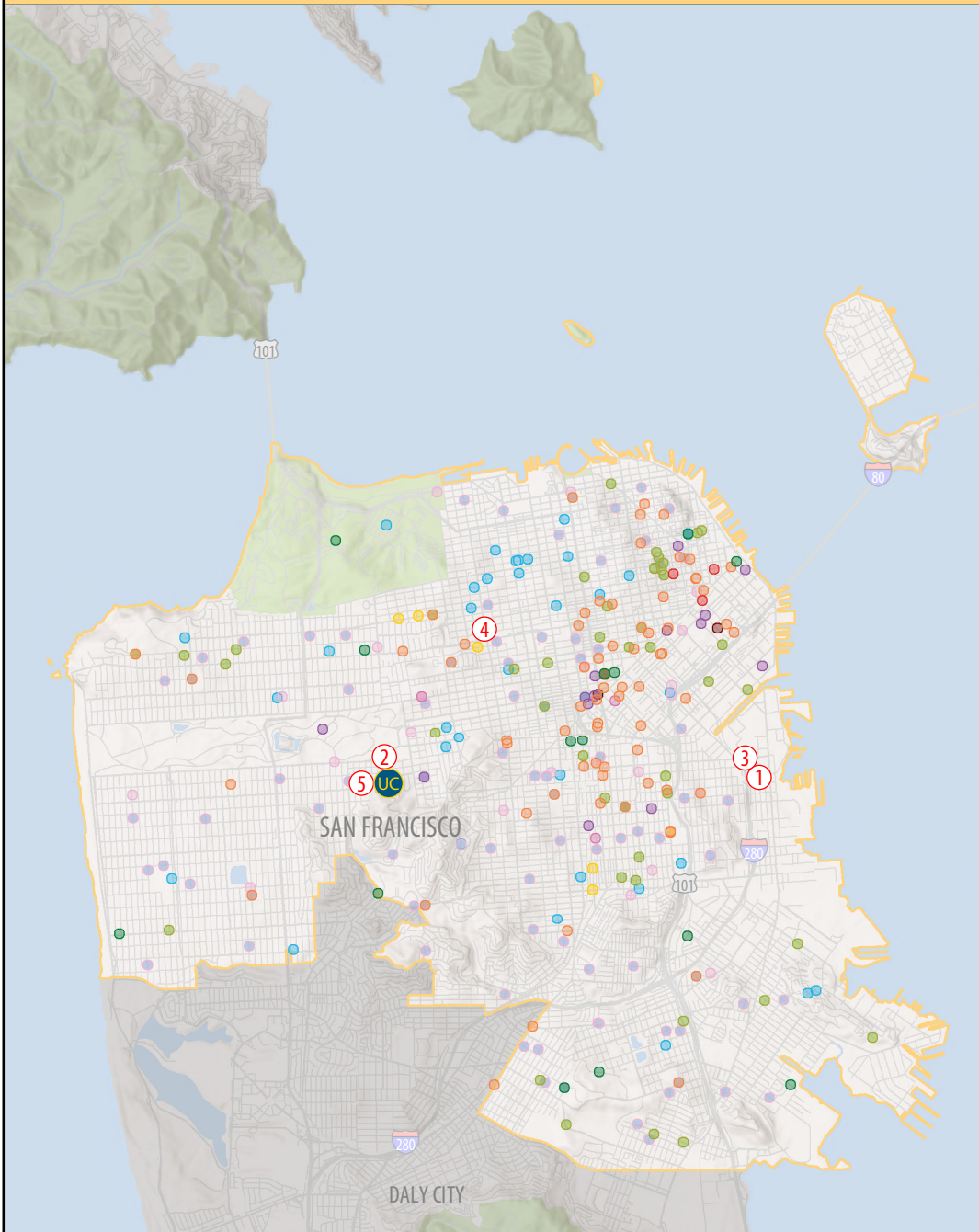




UNIVERSITY OF CALIFORNIA IN YOUR DISTRICT



Congressional District 12 Nancy Pelosi



503 UC Community Programs in Your District

- Agriculture, Environment and Natural Resources - 14
- Health Services/Nutrition - 57
- K-12 Student Services - 182
- Community College Student Services - 3
- Teacher Professional Development - 121
- University Extension - 14
- Community and Social Services - 91
- Cultural Resources and Arts - 14
- Business and Economic Development - 3
- Public Policy - 4

1 UC Campus in Your District

- UC San Francisco

5 UC Medical Center Sites in Your District

- ① UCSF Benioff Children's Hospital at Mission Bay
- ② UCSF Langley Porter Psychiatric Hospital and Clinics
- ③ UCSF Medical Center at Mission Bay
- ④ UCSF Medical Center at Mount Zion
- ⑤ UCSF Medical Center at Parnassus

UNIVERSITY OF CALIFORNIA IN YOUR DISTRICT

	Congressional District 12	UC San Francisco	UC Systemwide
Undergraduate students, Fall 2019			
Applications (freshmen)	2,080	---	176,720
Applications (transfers)	490	---	41,270
Admits (freshmen)	1,280	---	107,670
Admits (transfers)	370	---	28,530
New enrollees (freshmen)	670	---	45,950
New enrollees (transfers)	290	---	21,050
<i>Note: for more detail, see: ucal.us/pipeline</i>			
First generation undergrads	2,010	---	90,980
Underrepresented undergrads	390	---	66,410
Undergrad student veterans	23	---	1,090
Undergrads entered as freshmen	2,740	---	177,000
Undergrads entered as transfers	670	---	49,130
Undergraduate student aid			
UC campus grant recipients	2,040	---	66,860
UC campus grant awards	\$15.4M	---	\$279.8M
Cal Grant recipients	1,580	---	66,860
Cal Grant awards	\$19.9M	---	\$294.3M
Pell Grant recipients	1,590	---	66,860
Pell Grant awards	\$8.1M	---	\$122.9M
Federal loan recipients	2,880	3,180	285,260
Federal loan awards	\$4.4M	\$25.5M	\$621.2M
Employees			
Employees	13,470	27,880	234,680
Employees payroll	\$1,356.1M	\$2,979.9M	\$15,828.0M
Instructional employees	2,350	3,030	58,260
Research employees	3,170	5,770	36,300
Public service employees	360	850	6,880
Health services employees	11,910	27,880	98,180
Other counts			
Alumni	63,500	32,070	2.2M
Retirees	2,810	7,670	77,250
2018 startup companies	26	330	2,230
2018 tech licenses	43	78	590
Federal research awards by agency			
National Institutes of Health	---	\$651.4M	\$2,308.7M
National Science Foundation	---	\$6.7M	\$513.3M
Department of Defense	---	\$30.3M	\$340.1M
Department of Energy	---	---	\$134.1M
NASA	---	\$919,650	\$83.2M
Department of Agriculture	---	---	\$64.1M
Other agencies	---	\$83.3M	\$381.8M